

Giorgos MANTAS is proud to introduce the 100% handcrafted All mountain Snowboard series. The exclusive composite materials, advanced engineering and proven construction methods that are used, guaranties not only highest quality but also Absolute durability.

mantis-techno

The SPIRIT

is the ultimate all mountain board designed for all levels snow surfers. It's for those of you who want to go everywhere.

This board delivers an incredibly stable, responsive and smooth ride with no limits in all terrain.

Whether you're looking for top to bottom high-speed runs or just cruising the mountain in any condition, hard pack, choppy wet snow or deep powder, you can rely on the SPIRIT to handle them.

The SPIRIT is a reliable, forgiving all mountain snowboard that will take you all over the mountain.

Exclusive laminates, base material, damping system and shape make the SPIRIT the best choice.

All mountain board specifications:

Length	Effective edge	Radius	Nose/Tail width	Weight	Inserts
155cm	118 cm	8.26 m	29.5 cm	2.7 kg	Inox 4x4 8-packs
159 cm	124 cm	8.47 m	30.5 cm	2.9 kg	Inox 4x4 8-packs
163 cm	128 cm	8.62 m	31.0 cm	3.1 kg	Inox 4x4 8-packs

The tip to tail poplar wood core combined with the triaxial glass and carbon X stingers provides the perfect flex.

Not too stiff, not too soft, with a lot of pop.

Stiffer flex under the binding region for stability and edge hold with softer tip and tail to charge through any snow condition.

The rubber tape along the edge of the board reduces vibration and provides unmatched high-speed stability, control, and performance anywhere on the mountain, giving also smooth riding feels

underfoot without sacrificing snap and power throughout the board.


Combine all of the above and you have an all mountain board that is second to none.


Contact: ymantas@manta-tech.com




X Laminate Board Technology

 PBT top sheet with sublimated graphics.
High density material for improved scratch resistance.


 Triaxial -45, 0, +45 E-Glass
offering increased torsional stability
while maintaining optimum flex.


 A 100% tip to tail durable pre-bend
poplar wood core for consistent flex.
Poplar has the highest
strength-to-weight ratio on the market.


 Full wrap pre bent metal edge,
Rockwell 48.
Super strong, easy to sharpen
and maintain.

 P-Tex sintered base with anti electro static particles.
Stone ground finish for high speed and maximum wax absorption.



 Sidewall is layered
with high strength ABS.

 Stainless Steel Inserts.
4x4 Inserts patterns.
High strength with long
term corrosion resistance.

 Carbon fiber strips for an additional liveliness,
pop, strength and edge grip.
Optimize the transfer of energy
from the binding to the board's edge
and increase the overall durability of the board.

 All decks come factory waxed.